

WELCOME TO THE LOOP 5Xmc Loop switch control and power supply with presets.




Fig.1

- Loop 5Xmc allows you to control five effect loops, A/B input and A/B output remotely.
- 5Xmc has 3 preset switches and amp channel control all programmable.
- Programming is done via 7 mini DIP switches on the controller. (See Fig.2)
- It is a regulated 9volt power supply, with five 300ma outputs.
- You may control the unit from anywhere onstage. The control cable can be as long as you like.
- Manual A/B input selector switch and tuner output.
- Instrument change over without unplugging.
- Ethernet CAT5 cable for switching control, and power to the remote control.
- Loop 5Xmc uses high quality audio relays to facilitate the switching.
- Five TRUE BYPASS effect loops, wired in series.
- Relays are activated by 10 latching switches located on the controller.
- There is no audio running to the control pedal.

**DEELEBOB Music Products, 37-4 Yongsan 2 Ga, Yongsan Gu,
Seoul, Korea,140-840, © 2011 DLB Music Products**

- Red power LED light is located on control pedal.
- LED lights up to indicate loop operation status.
- Output B is indicated on the pedal with an LED.
- Output A is the default output, and power LED.
- Full analog routing system, no preamps or buffers.
- You can use older pedals, even the ones with worn out switches.
- Keep pedals out of harms way, no more long audio cable runs.
- Shorter cable distance between instrument, effects, and amplifier.
- Loop 5Xmc always switches back and forth from affected sound to pure amp tone.
- Included is a 5meter CAT5 cable, 12VDC power supply, and 5 9V power cables.
- The 12volt power supply comes in either 110volt or 220volt specs.
- Signal passes from input A to output A even if the power is off.
- Loop 5Xmc can switch pedals, or +4 Line Level effects.
- You may only use Loop5Xmc in a amplifier send and return when ALL the effects are +4 send/return compatible. Or if the amplifier has a +4/-10db selectable send and return.

Warning pedal damage can occur if you do not check for compatibility.


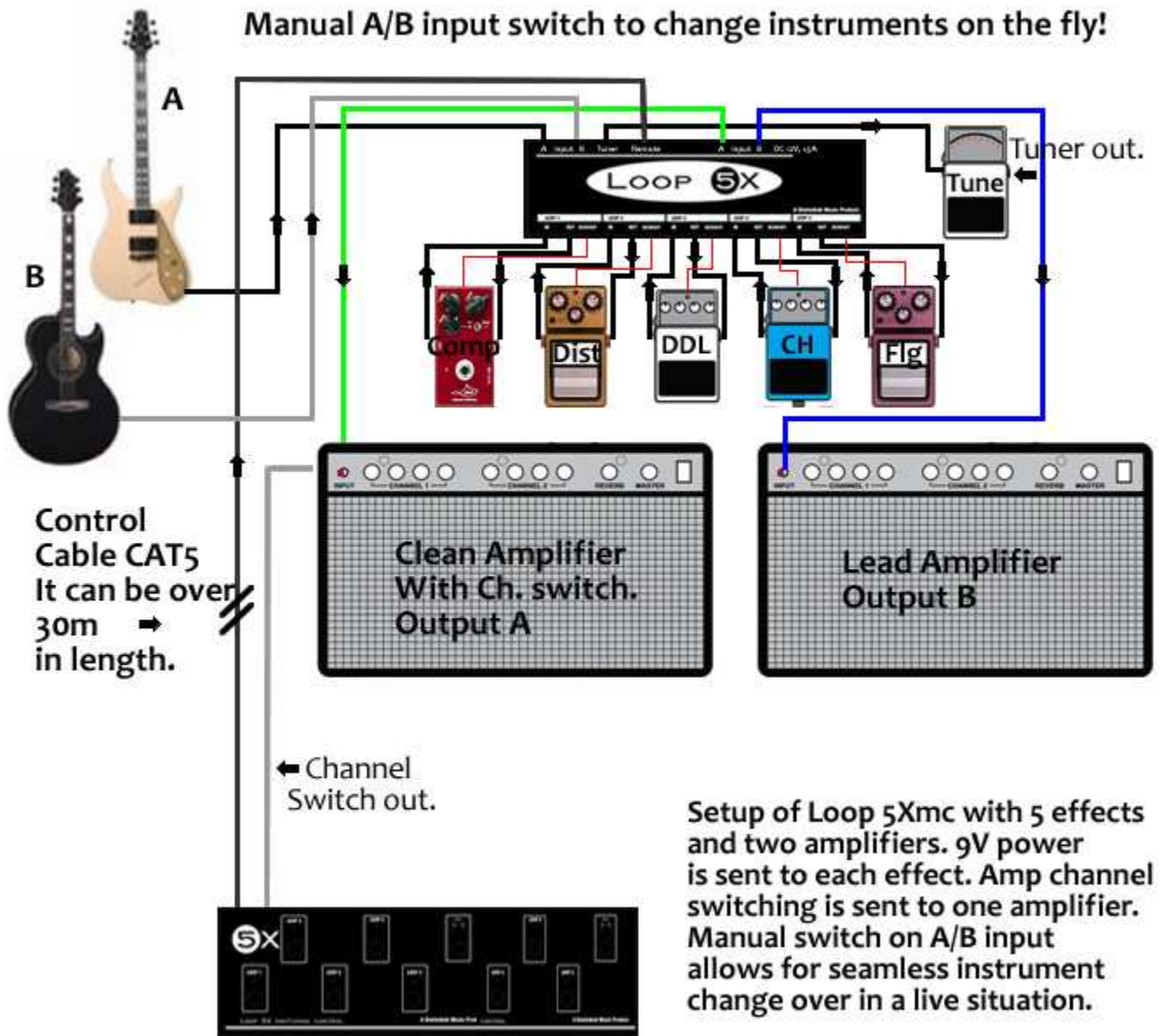


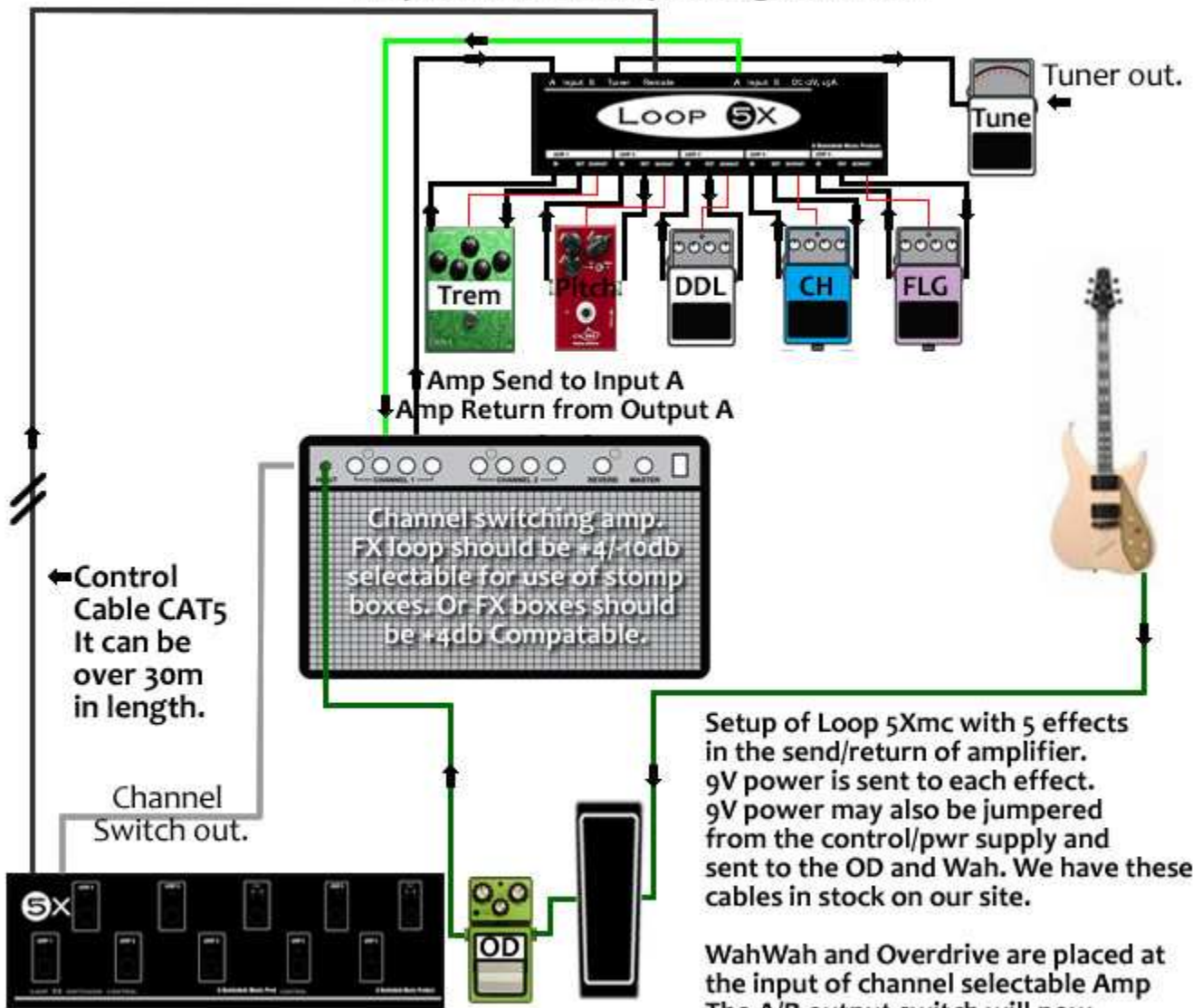
Fig.2

DEELEEBOB Music Products, 37-4 Yongsan 2 Ga, Yongsan Gu,
Seoul, Korea, 140-840, © 2011 DLB Music Products

Manual A/B input switch to change instruments on the fly!

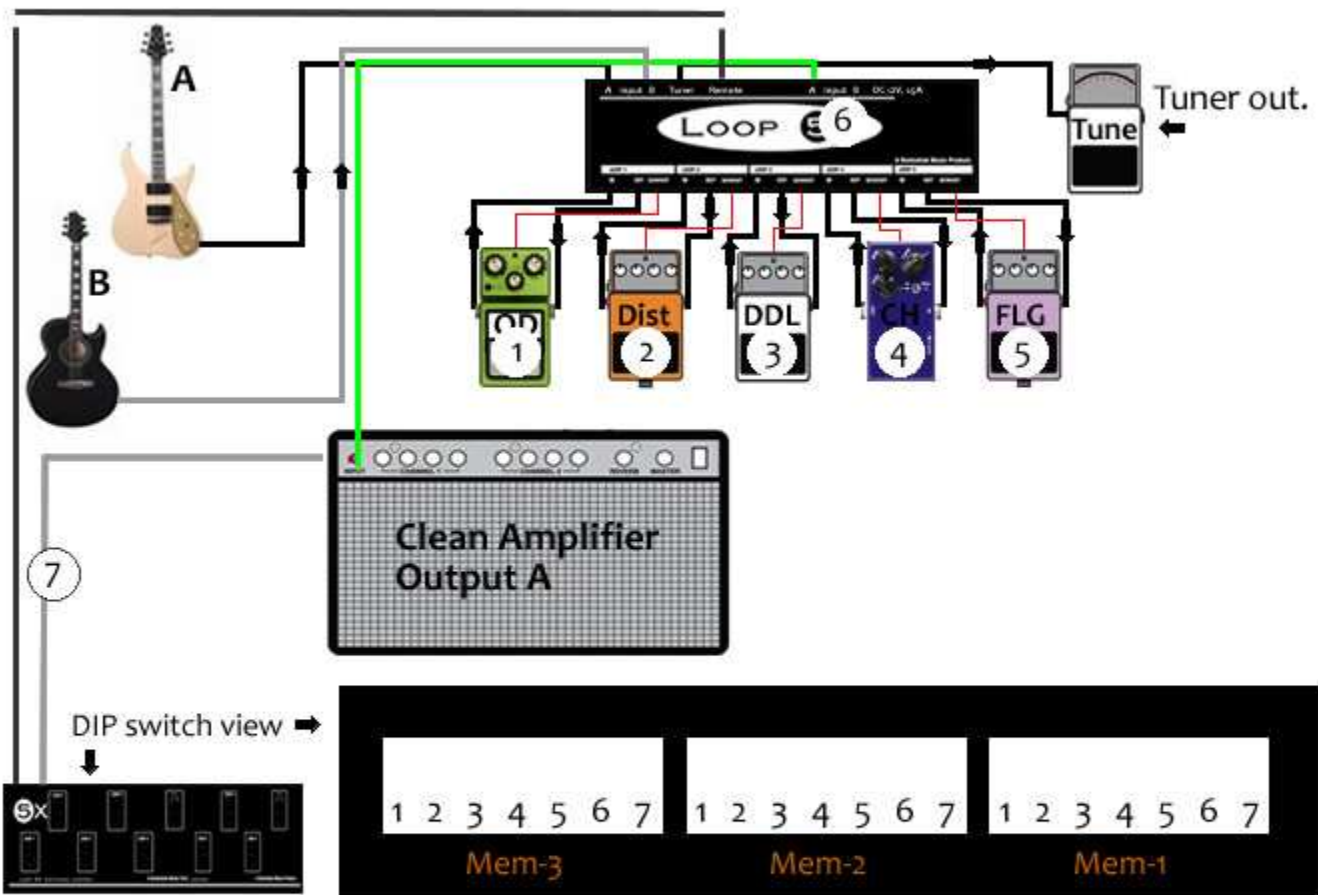


Loop 5Xmc - Effect loop routing flow chart.



DEELEEBOB Music Products, 37-4 Yongsan 2 Ga, Yongsan Gu,
Seoul, Korea,140-840, © 2011 DLB Music Products

What do those DIP switches do?



Each of the seven (7) DIP mini switches controls the ON or OFF of any effect pedal loop, A/B output, or the amp channel. You may combine any combination of loops, A/B, or Amp Ch. to be controlled by one (1) footswitch. There are three (3) presets for you do do this. In this diagram the numbers 1 to 7 are indicated on each effect, A/B, and Amp Ch. The DIP mini switches correspond numerically to each effect loop, A/B, and Amp Ch. that in may switch ON or OFF at the press of one preset.

The current picture shows only one amplifier in use. However a second amplifier is fine to use with our A/B output. The 5Xmc was also designed to work with an amplifiers effect loop. So you may put things like delay and modulation in the effect loop (the amplifier must have a +4/-10db switch for effect pedals.) Then the switch for the amp channel comes to life. At the same time you may get combinations such as: Clean channel DDL/Chorus. Or Dist channel with delay at the press of one preset button. When no preset is selected the 5Xmc board operates manually with access by footswitch to all seven controls. For example Delay can be switched on. You can then switch the amp channel on lead and then back to clean again quietly and quickly. Or switch loop 2 on and off if you are running a distortion box.